

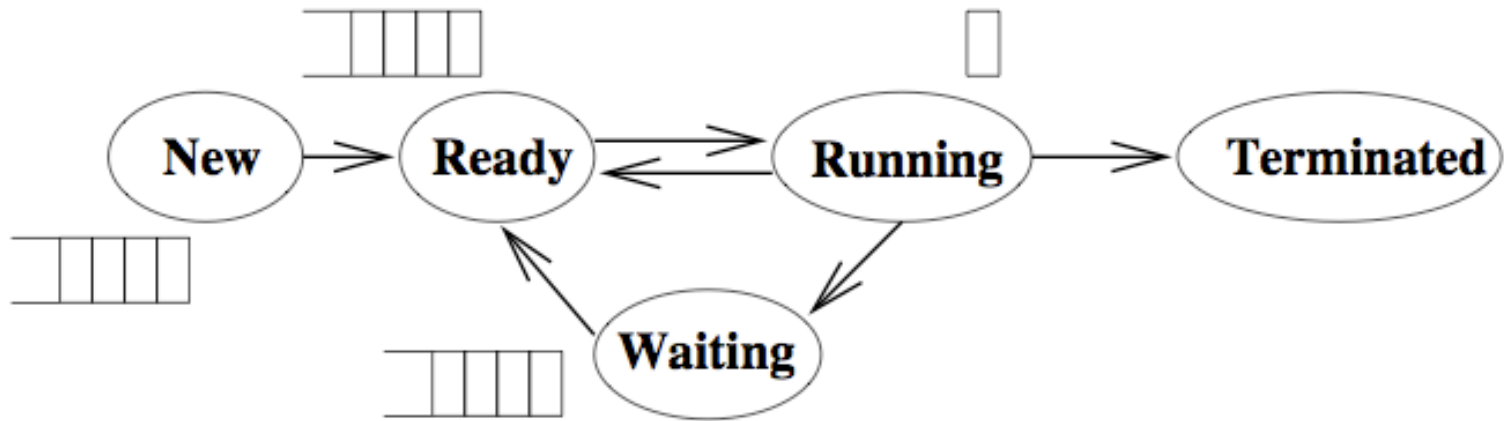
# *Scheduling Processes*

*Don Porter*

*Portions courtesy Emmett Witchel*

# Processes

- ◆ Each process has state, that includes its text and data, procedure call stack, etc. This state resides in memory.
- ◆ The OS also stores process metadata for each process. This state is called the Process Control Block (PCB), and it includes the PC, SP, register states, execution state, etc.
- ◆ All of the processes that the OS is currently managing reside in one and only one of these states.



# Scheduling Processes

- ◆ Multiprocessing (concurrency) - one process on the CPU running, and one or more doing I/O enables the OS to increase system utilization and throughput by overlapping I/O and CPU activities.
- ◆ Long Term Scheduling: How does the OS determine the degree of multiprogramming, i.e., the number of jobs executing at once in the primary memory?
- ◆ Short Term Scheduling: How does (or should) the OS select a process from the ready queue to execute?
  - Policy Goals
  - Policy Options
  - Implementation considerations

# Short Term Scheduling

- ◆ The kernel runs the scheduler at least when
  - a process switches from running to waiting (blocks)
  - a process is created or terminated.
  - an interrupt occurs (e.g., timer chip)
- ◆ Non-preemptive system
  - Scheduler runs when process blocks or is created, not on hardware interrupts
- ◆ Preemptive system
  - OS makes scheduling decisions during interrupts, mostly timer, but also system calls and other hardware device interrupts

# Criteria for Comparing Scheduling Algorithms

- ◆ **CPU Utilization** The percentage of time that the CPU is busy.
- ◆ **Throughput** The number of processes completing in a unit of time.
- ◆ **Turnaround time** The length of time it takes to run a process from initialization to termination, including all the waiting time.
- ◆ **Waiting time** The total amount of time that a process is in the ready queue.
- ◆ **Response time** The time between when a process is ready to run and its next I/O request.

# Scheduling Policies

- ◆ Ideal CPU scheduler
  - Maximizes CPU utilization and throughput
  - Minimizes turnaround time, waiting time, and response time
- ◆ Real CPU schedulers implement particular policy
  - Minimize response time - provide output to the user as quickly as possible and process their input as soon as it is received.
  - Minimize variance of average response time - in an interactive system, predictability may be more important than a low average with a high variance.
  - Maximize throughput - two components
    - ❖ 1. minimize overhead (OS overhead, context switching)
    - ❖ 2. efficient use of system resources (CPU, I/O devices)
  - Minimize waiting time - be *fair* by ensuring each process waits the same amount of time. This goal often increases average response time.
- ◆ Will a fair scheduling algorithm maximize throughput? A) Yes B) No

# Process activity patterns

- ◆ CPU bound
  - mp3 encoding
  - Scientific applications (matrix multiplication)
  - Compile a program or document
- ◆ I/O bound
  - Index a file system
  - Browse small web pages
- ◆ Balanced
  - Playing video
  - Moving windows around/fast window updates
- ◆ Scheduling algorithms reward I/O bound and penalize CPU bound
  - Why?

# Scheduling Policies

- ◆ Simplifying Assumptions
  - One process per user
  - One thread per process (more on this topic next week)
  - Processes are independent
- ◆ Researchers developed these algorithms in the 70's when these assumptions were more realistic, and it is still an open problem how to relax these assumptions.
- ◆ Scheduling Algorithms:
  - FCFS: First Come, First Served
  - Round Robin: Use a time slice and preemption to alternate jobs.
  - SJF: Shortest Job First
  - Multilevel Feedback Queues: Round robin on priority queue.
  - Lottery Scheduling: Jobs get tickets and scheduler randomly picks winning ticket.



# Scheduling Policies

## **FCFS:** First-Come-First-Served (or FIFO: First-In-First-Out)


- ◆ The scheduler executes jobs to completion in arrival order.
- ◆ In early FCFS schedulers, the job did not relinquish the CPU even when it was doing I/O.
- ◆ We will assume a FCFS scheduler that runs when processes are blocked on I/O, but that is non-preemptive, i.e., the job keeps the CPU until it blocks (say on an I/O device).

# FCFS Scheduling Policy


- ◆ In a non-preemptive system, the scheduler must wait for one of these events, but in a preemptive system the scheduler can interrupt a running process.
- ◆ If the processes arrive one time unit apart, what is the average wait time in these three cases?
- ◆ Advantages:
- ◆ Disadvantages

Time  $\longrightarrow$

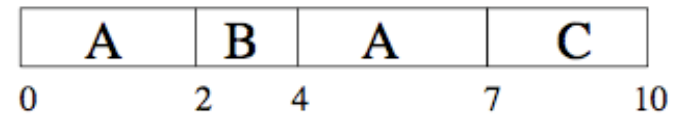
Arrival order: B,C,A (no I/O)



Arrival order: A,B,C (no I/O)



Arrival order: A,B,C (A does I/O)



↑  
A requests I/O

# Scheduling Policies

**Round Robin:** very common base policy.

- ◆ Run each process for its time slice (scheduling quantum)
- ◆ After each time slice, move the running thread to the back of the queue.
- ◆ Selecting a time slice:
  - Too large - waiting time *suffers*, degenerates to FCFS if processes are never preempted.
  - Too small - throughput *suffers* because too much time is spent context switching.
  - Balance the two by selecting a time slice where context switching is roughly 1% of the time slice.
- ◆ A typical time slice today is between 10-100 milliseconds, with a context switch time of 0.1 to 1 millisecond.
  - Max Linux time slice is 3,200ms, Why?
- ◆ Is round robin more fair than FCFS? A)Yes B)No

# Round Robin Examples

- ◆ 5 jobs, 100 seconds each, time slice 1 second, context switch time of 0, jobs arrive at time 0,1,2,3,4

Job	Length	Completion Time		Wait Time	
		FCFS	Round Robin	FCFS	Round Robin
1	100				
2	100				
3	100				
4	100				
5	100				
Average					

# Round Robin Examples

- ◆ 5 jobs, 100 seconds each, time slice 1 second, context switch time of 0, jobs arrive at time 0,1,2,3,4

Job	Length	Completion Time		Wait Time	
		FCFS	Round Robin	FCFS	Round Robin
1	100	100		0	
2	100	200		99	
3	100	300		198	
4	100	400		297	
5	100	500		396	
Average		250		495	

# Round Robin Examples

- ◆ 5 jobs, 100 seconds each, time slice 1 second, context switch time of 0, jobs arrive at time 0,1,2,3,4

		Completion Time		Wait Time	
Job	Length	FCFS	Round Robin	FCFS	Round Robin
1	100	100	496	0	400
2	100	200	497	99	400
3	100	300	498	198	400
4	100	400	499	297	400
5	100	500	500	396	400
Average		250	498	198	400

Why is this better?

# Round Robin Examples

- ◆ 5 jobs, of length 50, 40, 30, 20, and 10 seconds each, time slice 1 second, context switch time of 0 seconds

		Completion Time		Wait Time	
Job	Length	FCFS	Round Robin	FCFS	Round Robin
1	50				
2	40				
3	30				
4	20				
5	10				
Average					

# Round Robin Examples

- ◆ 5 jobs, of length 50, 40, 30, 20, and 10 seconds each, time slice 1 second, context switch time of 0 seconds

Job	Length	Completion Time		Wait Time	
		FCFS	Round Robin	FCFS	Round Robin
1	50	50		0	
2	40	90		50	
3	30	120		90	
4	20	140		120	
5	10	150		140	
Average		110		80	



# Round Robin Examples

- 5 jobs, of length 50, 40, 30, 20, and 10 seconds each, time slice 1 second, context switch time of 0 seconds

Job	Length	Completion Time		Wait Time	
		FCFS	Round Robin	FCFS	Round Robin
1	50	50		0	
2	40	90		50	
3	30	120		90	
4	20	140		120	
5	10	150	50	140	40
Average		110		80	

## Round Robin Examples

- ◆ 5 jobs, of length 50, 40, 30, 20, and 10 seconds each, time slice 1 second, context switch time of 0 seconds

Job	Length	Completion Time		Wait Time	
		FCFS	Round Robin	FCFS	Round Robin
1	50	50		0	
2	40	90		50	
3	30	120		90	
4	20	140	90	120	70
5	10	150	50	140	40
Average		110		80	

# Round Robin Examples

- 5 jobs, of length 50, 40, 30, 20, and 10 seconds each, time slice 1 second, context switch time of 0 seconds

Job	Length	Completion Time		Wait Time	
		FCFS	Round Robin	FCFS	Round Robin
1	50	50		0	
2	40	90		50	
3	30	120	120	90	90
4	20	140	90	120	70
5	10	150	50	140	40
Average		110		80	

# Round Robin Examples

- ◆ 5 jobs, of length 50, 40, 30, 20, and 10 seconds each, time slice 1 second, context switch time of 0 seconds

Job	Length	Completion Time		Wait Time	
		FCFS	Round Robin	FCFS	Round Robin
1	50	50		0	
2	40	90	140	50	100
3	30	120	120	90	90
4	20	140	90	120	70
5	10	150	50	140	40
Average		110		80	

# Round Robin Examples

- ◆ 5 jobs, of length 50, 40, 30, 20, and 10 seconds each, time slice 1 second, context switch time of 0 seconds

Job	Length	Completion Time		Wait Time	
		FCFS	Round Robin	FCFS	Round Robin
1	50	50	150	0	100
2	40	90	140	50	100
3	30	120	120	90	90
4	20	140	90	120	70
5	10	150	50	140	40
Average		110	110	80	80

Seriously,  
aren't these  
the same?

# Fairness

- ◆ Was the average wait time or completion time really the right metric?
  - No!
- ◆ What should we consider for the example with equal job lengths?
  - Variance!
- ◆ What should we consider for the example with varying job lengths?
  - Is completion time proportional to length?

# SJF / SRTF: Shortest Job First

- ◆ Schedule the job that has the least (expected) amount of work (CPU time) to do until its next I/O request or termination.
  - I/O bound jobs get priority over CPU bound jobs.
- ◆ Example: 5 jobs, of length 50, 40, 30, 20, and 10 seconds each, time slice 1 second, context switch time of 0 seconds

Job	Length	Completion Time			Wait Time		
		FCFS	RR	SJF	FCFS	RR	SJF
1	50						
2	40						
3	30						
4	20						
5	10						
Average							

# SJF / SRTF: Shortest Job First

- ◆ Schedule the job that has the least (expected) amount of work (CPU time) to do until its next I/O request or termination.
  - I/O bound jobs get priority over CPU bound jobs.
- ◆ Example: 5 jobs, of length 50, 40, 30, 20, and 10 seconds each, time slice 1 second, context switch time of 0 seconds

		Completion Time			Wait Time		
Job	Length	FCFS	RR	SJF	FCFS	RR	SJF
1	50						
2	40						
3	30						
4	20						
5	10			10			0
Average							



# SJF / SRTF: Shortest Job First

- ◆ Schedule the job that has the least (expected) amount of work (CPU time) to do until its next I/O request or termination.
  - I/O bound jobs get priority over CPU bound jobs.
- ◆ Example: 5 jobs, of length 50, 40, 30, 20, and 10 seconds each, time slice 1 second, context switch time of 0 seconds

Job	Length	Completion Time			Wait Time		
		FCFS	RR	SJF	FCFS	RR	SJF
1	50						
2	40						
3	30						
4	20			30			10
5	10			10			0
Average							

## SJF / SRTF: Shortest Job First

- ◆ Schedule the job that has the least (expected) amount of work (CPU time) to do until its next I/O request or termination.
  - I/O bound jobs get priority over CPU bound jobs.
- ◆ Example: 5 jobs, of length 50, 40, 30, 20, and 10 seconds each, time slice 1 second, context switch time of 0 seconds

Job	Length	Completion Time			Wait Time		
		FCFS	RR	SJF	FCFS	RR	SJF
1	50						
2	40						
3	30			60			30
4	20			30			10
5	10			10			0
Average							

## SJF / SRTF: Shortest Job First

- ◆ Schedule the job that has the least (expected) amount of work (CPU time) to do until its next I/O request or termination.
  - I/O bound jobs get priority over CPU bound jobs.
- ◆ Example: 5 jobs, of length 50, 40, 30, 20, and 10 seconds each, time slice 1 second, context switch time of 0 seconds

Job	Length	Completion Time			Wait Time		
		FCFS	RR	SJF	FCFS	RR	SJF
1	50						
2	40			100			60
3	30			60			30
4	20			30			10
5	10			10			0
Average							

# SJF / SRTF: Shortest Job First

- ◆ Schedule the job that has the least (expected) amount of work (CPU time) to do until its next I/O request or termination.
  - I/O bound jobs get priority over CPU bound jobs.
- ◆ Example: 5 jobs, of length 50, 40, 30, 20, and 10 seconds each, time slice 1 second, context switch time of 0 seconds

Job	Length	Completion Time			Wait Time		
		FCFS	RR	SJF	FCFS	RR	SJF
1	50			150			100
2	40			100			60
3	30			60			30
4	20			30			10
5	10			10			0
Average				70			40

# SJF / SRTF: Shortest Job First

- ◆ Schedule the job that has the least (expected) amount of work (CPU time) to do until its next I/O request or termination.
  - I/O bound jobs get priority over CPU bound jobs.
- ◆ Example: 5 jobs, of length 50, 40, 30, 20, and 10 seconds each, time slice 1 second, context switch time of 0 seconds

Job	Length	Completion Time			Wait Time		
		FCFS	RR	SJF	FCFS	RR	SJF
1	50	50	150	150	0	100	100
2	40	90	140	100	50	100	60
3	30	120	120	60	90	90	30
4	20	140	90	30	120	70	10
5	10	150	50	10	140	40	0
Average		110	110	70	80	80	40

Now that's what I'm talking about!

# SJF / SRTF: Shortest Job First

- ◆ Works for preemptive and non-preemptive schedulers.
- ◆ Preemptive SJF is called SRTF - shortest remaining time first.
- ◆ Advantages?
  - Free up system resources more quickly
- ◆ Disadvantages?
  - How do you know how long something will run?

# Multilevel Feedback Queues

- ◆ **Using the Past to Predict the Future:** Multilevel feedback queues attempt to overcome the prediction problem in SJF by using the past I/O and CPU behavior to assign process priorities.
  - If a process is I/O bound in the past, it is also likely to be I/O bound in the future (programs turn out not to be random.)
  - To exploit this behavior, the scheduler can favor jobs (schedule them sooner) when they use very little CPU time (absolutely or relatively), thus approximating SJF.
  - This policy is **adaptive** because it relies on past behavior and changes in behavior result in changes to scheduling decisions. We write a program in e.g., Java.

# Approximating SJF: Multilevel Feedback Queues

- ◆ Multiple queues with different priorities.
- ◆ OS uses Round Robin scheduling at each priority level, running the jobs in the highest priority queue first.
- ◆ Once those finish, OS runs jobs out of the next highest priority queue, etc. (Can lead to starvation.)
- ◆ Round robin time slice increases exponentially at lower priorities.

	Priority	Time Slice				
<table border="1"><tr><td></td><td>G</td><td>F</td><td>A</td></tr></table>		G	F	A	1	1
	G	F	A			
<table border="1"><tr><td></td><td></td><td>E</td></tr></table>			E	2	2	
		E				
<table border="1"><tr><td></td><td>D</td><td>B</td></tr></table>		D	B	3	4	
	D	B				
<table border="1"><tr><td></td><td></td><td>C</td></tr></table>			C	4	8	
		C				



# Approximating SJF: Multilevel Feedback Queues

Adjust priorities as follows (details can vary):

1. Job starts in the highest priority queue
2. If job's time slices expire, drop its priority one level.
3. If job's time slices do not expire (the context switch comes from an I/O request instead), then increase its priority one level, up to the top priority level.

==> In practice, CPU bounds drop like a rock in priority and I/O bound jobs stay at high priority

	Priority	Time Slice				
<table border="1"><tr><td></td><td>G</td><td>F</td><td>A</td></tr></table>		G	F	A	1	1
	G	F	A			
<table border="1"><tr><td></td><td></td><td>E</td></tr></table>			E	2	2	
		E				
<table border="1"><tr><td></td><td>D</td><td>B</td></tr></table>		D	B	3	4	
	D	B				
<table border="1"><tr><td></td><td>C</td></tr></table>		C	4	8		
	C					

# Improving Fairness

- ◆ Since SJF is optimal, but unfair, any increase in fairness by giving long jobs a fraction of the CPU when shorter jobs are available will degrade average waiting time. Possible solutions:
  - Give each queue a fraction of the CPU time. This solution is only fair if there is an even distribution of jobs among queues.
  - Adjust the priority of jobs as they do not get serviced (Unix originally did this.) This ad hoc solution avoids starvation but average waiting time suffers when the system is overloaded because all the jobs end up with a high priority.

# Lottery Scheduling

- ◆ Give every job some number of lottery tickets.
- ◆ On each time slice, randomly pick a winning ticket.
- ◆ On average, CPU time is proportional to the number of tickets given to each job.
- ◆ Assign tickets by giving the most to short running jobs, and fewer to long running jobs (approximating SJF). To avoid starvation, every job gets at least one ticket.
- ◆ Degrades gracefully as load changes. Adding or deleting a job affects all jobs proportionately, independent of the number of tickets a job has.

# Lottery Scheduling

Example: Short jobs get 9 tickets, long jobs get 1 tickets each.

# short jobs / # long jobs	% of CPU each short job gets	% of CPU each long job gets
1/1	90%	10%
0/2		
2/0		
10/1		
1/10		

# Lottery Scheduling

Example: Short jobs get 9 tickets, long jobs get 1 tickets each.

# short jobs / # long jobs	% of CPU each short job gets	% of CPU each long job gets
1/1	90%	10%
0/2	0%	50%
2/0		
10/1		
1/10		

# Lottery Scheduling

Example: Short jobs get 9 tickets, long jobs get 1 tickets each.

# short jobs / # long jobs	% of CPU each short job gets	% of CPU each long job gets
1/1	90%	10%
0/2	0%	50%
2/0	50%	0%
10/1		
1/10		

# Lottery Scheduling

Example: Short jobs get 9 tickets, long jobs get 1 tickets each.

# short jobs / # long jobs	% of CPU each short job gets	% of CPU each long job gets
1/1	90%	10%
0/2	0%	50%
2/0	50%	0%
10/1	$9/91 \approx 9.8\%$	$1/91 \approx 1\%$
1/10		

# Lottery Scheduling

Example: Short jobs get 9 tickets, long jobs get 1 tickets each.

# short jobs / # long jobs	% of CPU each short job gets	% of CPU each long job gets
1/1	90%	10%
0/2	0%	50%
2/0	50%	0%
10/1	$9/91 \approx 9.8\%$	$1/91 \approx 1\%$
1/10	$9/19 \approx 47\%$	$1/19 \approx 5.3\%$



# Summary of Scheduling Algorithms

- ◆ **FCFS:** Not fair, and average waiting time is poor.
  - ◆ **Round Robin:** Fair, but average waiting time is poor.
  - ◆ **SJF:** Not fair, but average waiting time is minimized assuming we can accurately predict the length of the next CPU burst. Starvation is possible.
  - ◆ **Multilevel Queuing:** An implementation (approximation) of SJF.
  - ◆ **Lottery Scheduling:** Fairer with a low average waiting time, but less predictable.
- ⇒ Our modeling assumed that context switches took no time, which is unrealistic.