



C for Java Programmers & Lab 0

Don Porter

Portions courtesy Kevin Jeffay



Same Basic Syntax

- Data Types: int, char, [float]
 - void - (untyped pointer)
 - Can create other data types using typedef
- No Strings - only char arrays
 - Last character needs to be a 0
 - Not '0', but '\0'



struct – C's object

- `typedef struct foo {
 int a;
 void *b;
 void (*op)(int c); // function pointer
} foo_t; // <-----type declaration`
- Actual contiguous memory
- Includes data and function pointers



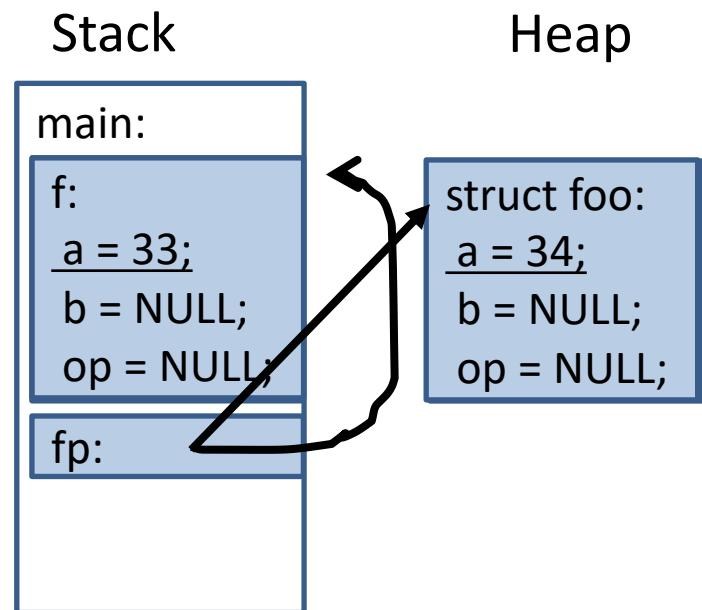
Pointers

- Memory placement explicit (heap vs. stack)

- Two syntaxes (dot, and ampersand)

Ampersand:
Address of f

```
int main {
    struct foo f;
    struct foo *fp = &f;
    f.a = 32; // dot: access object directly
    fp->a = 33; // arrow: follow a pointer
    fp = malloc(sizeof(struct foo));
    fp->a = 34;
    ...
}
```



```
struct foo {
    int a;
    void *b;
    void (*op)(int c);
}
```

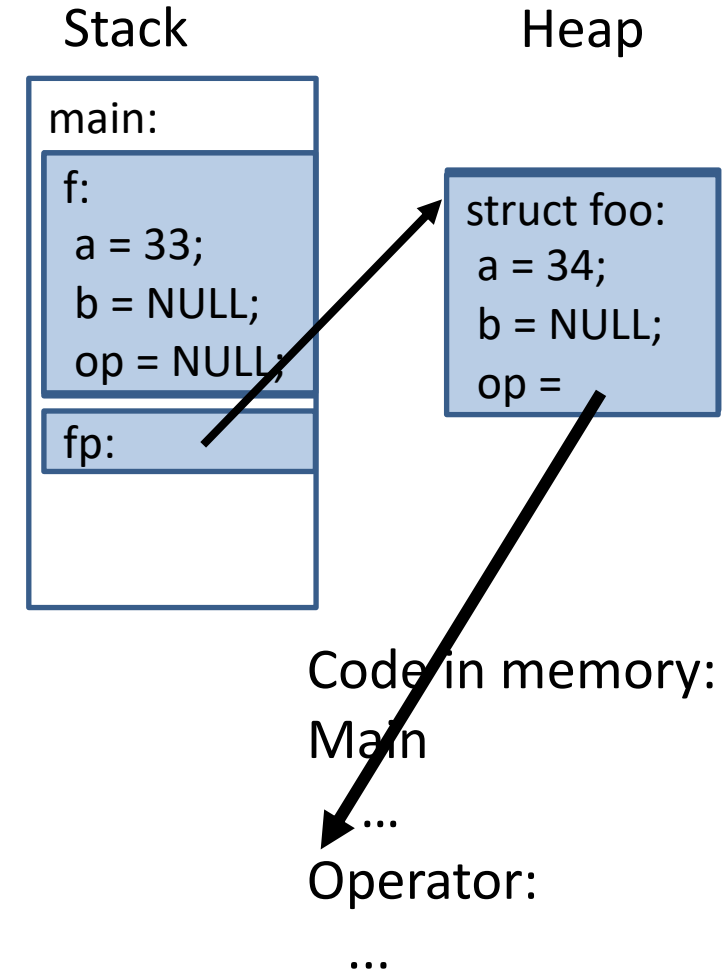


Function pointer example

`fp->op = operator;`

`fp->op(32); // Same as calling
// operator(32);`

```
struct foo {  
    int a;  
    void *b;  
    void (*op)(int c);  
}
```





More on Function Pointers

- C allows function pointers to be used as members of a struct or passed as arguments to a function
- Continuing the previous example:

```
void myOp(int c){ /* ... */ }  
/* ... */  
foo_t *myFoo = malloc(sizeof(foo_t));  
myFoo->op = myOp; // set pointer  
/* ... */  
myFoo->op(5); // Actually calls myop
```



No Constructors or Destructors

- Must manually allocate and free memory - No Garbage Collection!
 - `void *x = malloc(sizeof(foo_t));`
 - `sizeof` gives you the number of bytes in a `foo_t` - DO NOT COUNT THEM YOURSELF!
 - `free(x);`
 - Memory allocator remembers the size of `malloc`'ed memory
- Must also manually initialize data
 - Custom function
 - `memset(x, 0, sizeof(*x))` will zero it



Memory References

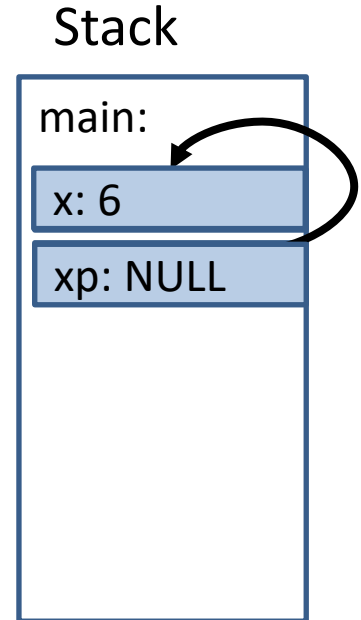
- `'.'` - access a member of a struct
 - `myFoo.a = 5;`
- `'&'` - get a pointer to a variable
 - `foo_t * fPointer = &myFoo;`
- `'->'` - access a member of a struct, via a pointer to the struct
 - `fPointer->a = 6;`
- `'*'` - dereference a pointer
 - `if(5 == *intPointer){...}`
 - Without the `*`, you would be comparing 5 to the address of the int, not its value.



Int example



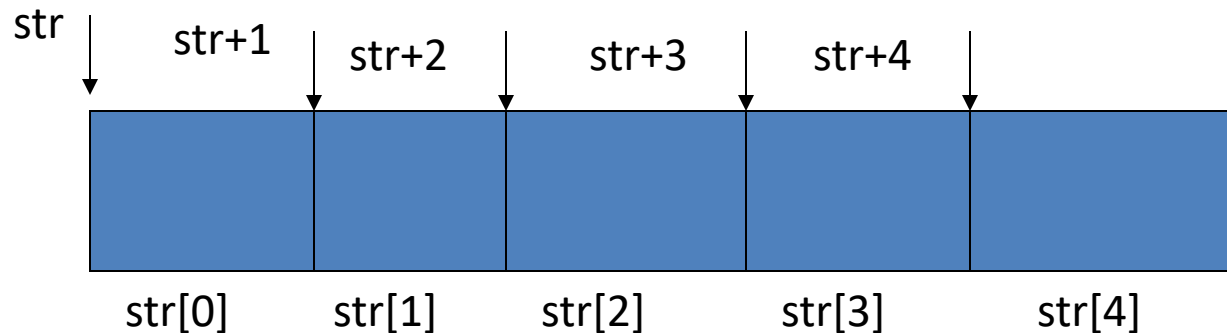
```
int x = 5; // x is on the stack
int *xp = &x;
*xp = 6;
printf(“%d\n”, x); // prints 6
xp = (int *) 0;
*xp = 7; // segmentation fault
```





Memory References, cont.

- ‘[]’ - refer to a member of an array
 - char *str = malloc(5 * sizeof(char));
 - str[0] = ‘a’;
 - Note: *str = ‘a’ is equivalent
 - str++; increments the pointer such that *str == str[1]





The Chicken or The Egg?

- Many C functions (printf, malloc, etc) are implemented in libraries
- These libraries use system calls
- System calls provided by kernel
- Thus, kernel has to “reimplement” basic C libraries
 - In some cases, such as malloc, can’t use these language features until memory management is implemented



For more help

- man pages are your friend!
 - (not a dating service)!
 - Ex: ‘man malloc’, or ‘man 3 printf’
 - Section 3 is usually where libraries live - there is a command-line utility printf as well
- Use ‘apropos *term*’ to search for man entries about *term*
- *The C Programming Language* by Brian Kernighan and Dennis Ritchie is a great reference.



Lab 0 Overview

- C programming warm-up
- “Hello world” program
 - Plus get your current process ID and working directory



Working on Homework Assignments

- This semester we will use Docker
 - If you did learncli in comp211, similar infrastructure
 - New image for 530
- You are welcome to use your own laptop, but code must work in the COMP 530 docker environment
 - Will be the same in autograder



Checking out the starter code

- Once you have a github account registered
 - Make sure you accept the invite:
 - Click <https://github.com/comp530-f23>
- Click the link in the homework to create a private repo
- Then, on your machine or classroom (substituting your team for 'team-don' – see the green clone button):

```
git clone git@github.com:comp530-f23/lab0-team-don.git
```



Submitting homework

- We will be using gradescope to submit and autograde the homework
 - Challenge problems and late hours done manually
 - Submit challenges separately
- Ideally, use github connection to directly submit
 - Upload ok
- Feel free to try early to catch issues with grading



Dr. Jeffay's Experience

COMMENTS: Written comments may help improve this course in the future. What were the best and worst parts? What could be improved?

Hard. But that is fine.

Some of the grading scales for programming assignments were weird and not straightforward. ~~Some~~
~~even~~ Tended to place little emphasis on implementing what the assignment actually intended and emphasized how hard did you try to break your own program

(Hard But that is fine

Some of the grading scales for programming assignments were weird and not straightforward.

- Programs that “mostly work” don’t cut it in a senior-level course!



Honor Code: Acceptable and Unacceptable Collaboration

- Working in teams on programming assignments is OK
 - But you can only collaborate with other students in the course
 - Every line of code handed in must be written exclusively by team members themselves, and
 - All collaborators must be acknowledged in writing (and part of the team)
- Use of the Internet
 - Using code from the Internet in any form is not allowed
 - Websites may be consulted for reference (*e.g.*, to learn how a system call works)
 - But all such websites used or relied on must be listed as a reference in a header comment in your program
 - *Warning: Sample code found on the Internet rarely helps the student*